

SpectroWorks™

Get better UV-Vis results with one click



Key uses

Measurements at different volumes (0.5 µL, 3 mL) and concentrations (0.2 - 300 mg/mL)

Non-absorbing protein concentrations

Surface refractive index range measurements at 1.0 - 1.6 nD

Monitoring label-free enzymatic reactions

Overview

With SpectroWorks™, you can seamlessly work with the results of your analysis and compute results not previously available by absorbance spectroscopy. SpectroWorks™ simplifies your spectrophotometer workflow to a three step process allowing you to quickly acquire, analyze and extract results.

SpectroWorks™ automatically analyses the spectrum, corrects for optical path and cuvette misalignments by accessing 200 million calibration points, and gives back the result to the user in few minutes. Data analysis has never been easier.

Key Benefits

Affordable upgrade for your existing UV-Vis spectrophotometer

Reusable cuvettes

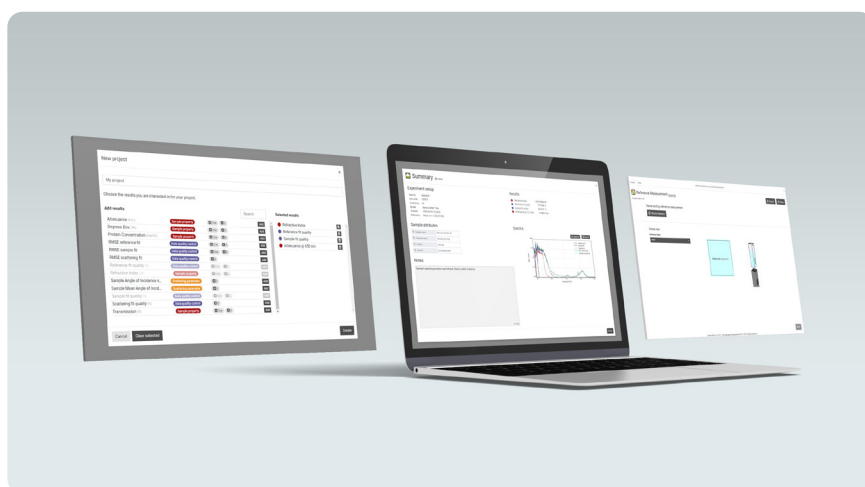
Less sample needed for analysis

Made in Denmark with unique ID for traceability

Easy to use with no training required

One cuvette with multiple functionality

+ All normal cuvette features



With 99.99% uptime worldwide, SpectroWorks™ is a reliable tool for the analytical laboratory. SpectroWorks™ effortlessly analyses the data, so you can focus on the work.

Laboratory instrumentation needs to be at the forefront of the technology development, including advanced cloud computation. With SpectroWorks™ existing spectrophotometers already running analysis today is upgraded to compute results not previously available by absorbance spectroscopy. For the first time, you can tailor the workflow to your specific needs and existing hardware can now stay relevant longer by software upgrades over the air.

SpectroWorks™ key features:

Automated spectrum analysis

Measurements are compared to our database with millions of calibration points. Simplify your UV-Vis workflow and save hours in the lab (up to 30 %).

Unlimited cloud data storage

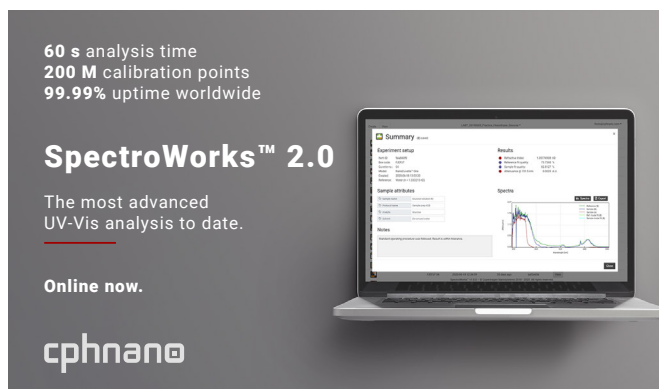
Thousands of measurements are kept safe for future analysis. Compatible with Colab, ELN and LIM. SpectroWorks™ allows you to use the data file for automatic standard curve processing in Colab Notebook.

Designed for humans

Easy export of results and graphs - one-click export for presentations and further analysis. SpectroWorks™ is easy to use with no special training required - online support included.

Safe and secure

SpectroWorks™ uses the up-to-date web technologies to ensure your data is secure.



No installation besides a web browser

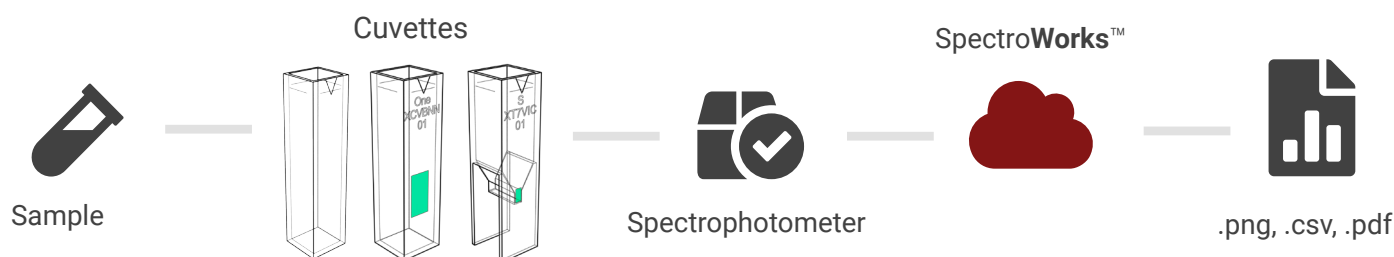
No more drivers on CD's and USB-drives.

Made in Denmark

We take great pride in building products you can trust.

Workflows for all types of UV-Vis analysis

With SpectroWorks™ you can analyse all type of cuvettes with one platform.



1. Import results

Easily and instantly import results to our cloud software.

2. Perform spectrum analysis

Perform drag & drop calibrated spectrum analysis in seconds.

3. Save the results

Store and access your analysis safely in our cloud solution.

4. Export analysis

Easily export analysis at any time in all standard formats. Compatible with Colab, ELN and LIMS.



Why use SpectroWorks™?

Together with any standard cuvette or with our NanoCuvettes™, SpectroWorks™ upgrades any UV-Vis spectrophotometer and simplifies your workflow to a three step process allowing you to quickly acquire, analyze and extract results.