

SpectroLink™

Digitize your UV-Vis workflow



Overview

Key uses

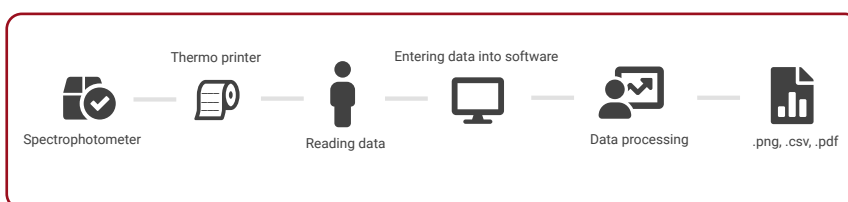
Improved productivity with faster workflow from acquiring data to extracting results and insights.

Control your instrument and acquire data using WiFi on any device.

Easily manage a fleet of UV-Vis instruments across multiple sites and quickly change between UV-Vis instruments.

Spectrophotometers are important instruments in laboratories. However, acquisition, storage and sharing of data can be a tedious manual task which takes up valuable time. Together with SpectroWorks™, SpectroLink™ solves this problem by effortlessly connecting instruments to your browser and streams the data, so you can achieve reliable insight easier and faster. Bring new life into your UV-Vis instrument and bring the digital revolution into the lab.

Without SpectroLink™



Key Benefits

Major UV-Vis spectrophotometer brands supported seamlessly out of the box. See list on cphnano.com.

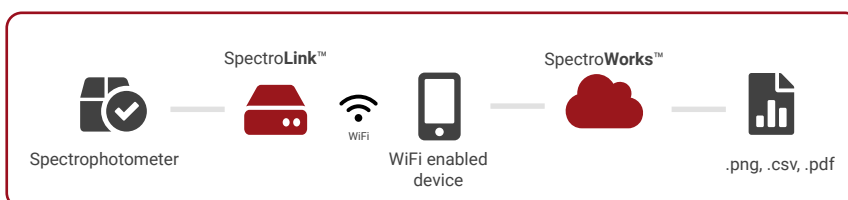
SpectroLink™ includes 5 years of free smart connectivity for your instrument.

Danish product manufactured under the highest quality standards.

Easy to use and compatible with multiple users and team collaborations anywhere at anytime.

All data is handled confidentially via proven and reliable security protocols.

With SpectroLink™ - one-click operation



The current standard way to read data from a UV-Vis spectrophotometer is to print out the data, transfer them with a USB-stick, or read off one number at a time directly from the display. This means that datasets are often only single wavelength, not digital and real-time - making it extremely hard to do both quick and sophisticated analysis. SpectroLink™ connects to UV-Vis spectrophotometers to acquire, analyze and extract results in one easy workflow via the online platform SpectroWorks™.

With SpectroLink™ you can now, for the first time, stream and analyze spectrum data in real-time on the computer, tablet, or mobile phone.

SpectroLink™ is the digital bridge between the spectrophotometer and data processing. It makes it easy to focus on the work instead of drivers and software. Next-generation of thermo printers for your UV-Vis spectrophotometer is digital.

Automated spectrum analysis

Measurements are compared to our database with millions of calibration points. Simplify your UV-Vis workflow and save hours in the lab (up to 30 %).

Unlimited cloud data storage

Thousands of measurements are kept safe for future analysis

Designed for humans

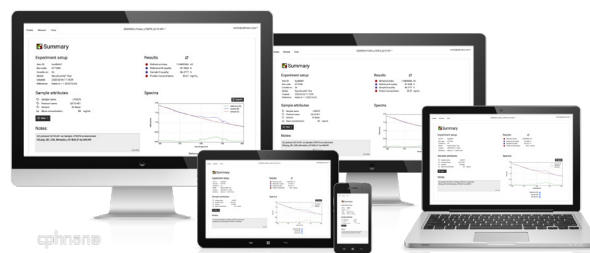
Easy export of results and graphs - one-click export for presentations and further analysis. SpectroWorks™ is easy to use with no special training required - online support included.

Safe and secure

SpectroWorks™ uses the up-to-date web technologies to ensure the data is secure.

Updated continuously free of charge

SpectroWorks™ is updated quarterly with new options and analysis.



SpectroWorks™

No installation besides a web browser

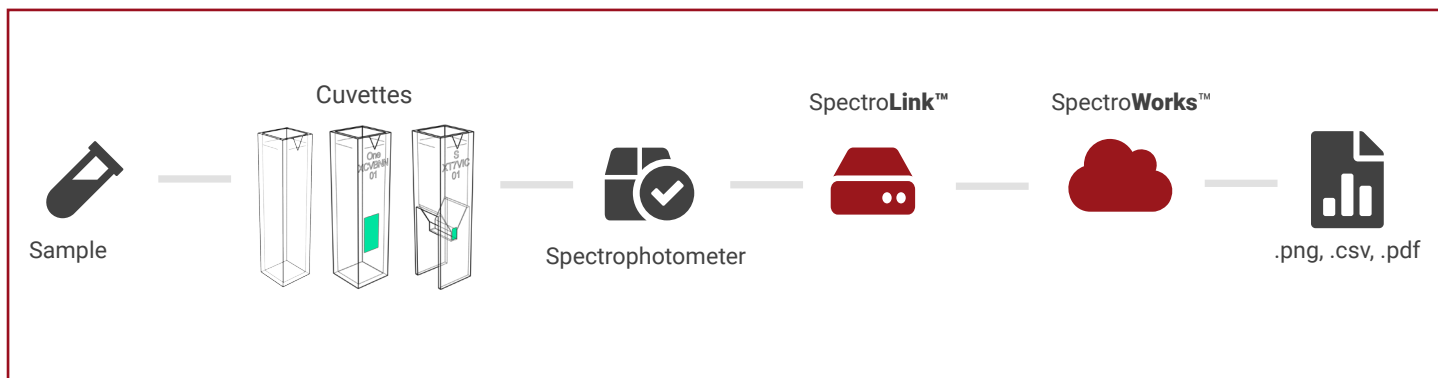
No more drivers on CD's and USB-drives.

Made in Denmark

We take great pride in building products you can trust.

Workflows for all types of UV-Vis analysis

With SpectroWorks™ you can analyse with all type of cuvettes with one platform.



1 Import results

Easily and instantly import results to our cloud software.

2. Perform spectrum analysis

Perform drag & drop calibrated spectrum analysis in minutes.

3. Save the results

Store and access your analysis safely in our cloud solution.

4. Export analysis

Easily export analysis at any time in all standard formats. Compatible with Colab, ELN and LIMS.



Why use SpectroLink™?

SpectroLink™ is the digital bridge between the spectrophotometer and data processing. SpectroLink™ connects to your existing spectrophotometer to acquire, analyze, and extract results in one easy workflow via the online platform SpectroWorks™, so you will achieve improved productivity with faster workflow from acquiring data to extracting results and insights. Next-generation of thermo printers for your UV-Vis spectrophotometer is digital.